

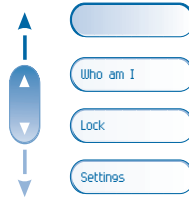
Handset

Alphanumeric keypad



Alcatel 4018

Navigation



Up-down navigator: used to navigate around the home page, through the menus or in a text zone when entering characters.
The home page consists of:

- Information on the status of the set (set locked, call forward, etc.).
- Date and time.
- Set programming and configuration functions.

OK key: used to validate your choices and options while programming or configuring.

Back/Exit key: to return to previous menu (short press) or return to first screen (long press). You can also use this key to correct a character you entered.

Function keys and programmable keys

Guide key: Use to obtain information on the pre-programmed keys or to access the set programming or configuration .

Phone book key: Phone book key to access your personal phone book (short press) or to make a call by name (long press or press twice).

Pre-programmed function keys and programmable key
Lit when the function associated with the key is activated.
The 6-key block consists of:

- two line keys,
- one "immediate forwarding or cancel call-forward" key,
- one "conference" key,
- one "transfer" key,
- one direct call key to programme.

Audio keys



Hang-up key: to terminate a call.



Hands-free/Loudspeaker Key: to make or answer a call without lifting the receiver (Alcatel 4008/4018).

- Lit in hands-free mode or headset mode (short press).
- Flashing in loudspeaker mode (long press).



Intercom/Mute key:

- During a conversation: press this key so that your correspondent can no longer hear you.
- Terminal idle: press this key to answer calls automatically without picking up the receiver (Alcatel 4008/4018).



To adjust the loudspeaker or handset volume up or down

Function keys



Messaging key to access various mail services:

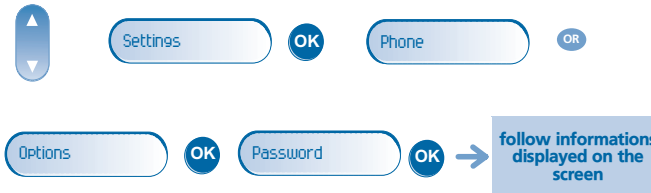
if the key flashes, a new voice message or a new text message has been received.



"Redial" key : to access the "Redial" function.

Customize your terminal

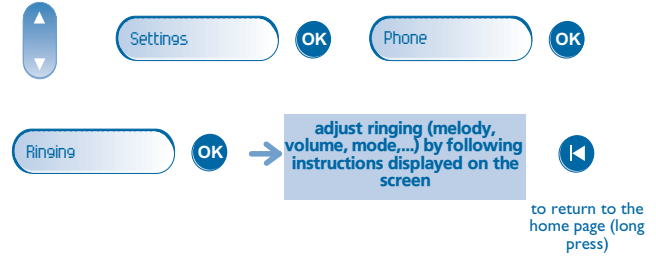
Modifying your personal code



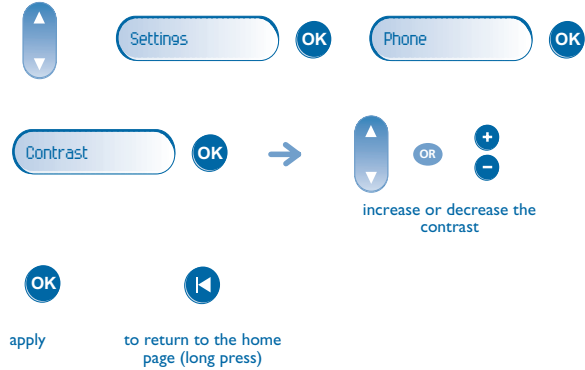
Lock / unlock your telephone



Adjusting the audio functions

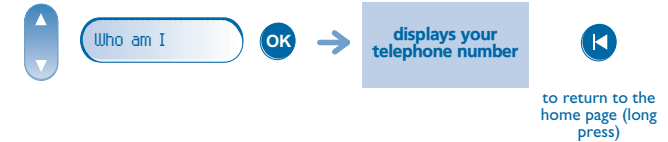


Adjusting screen brightness

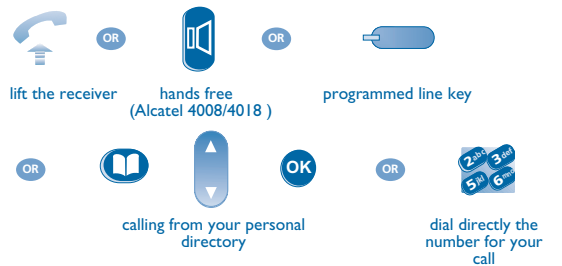


Using your telephone

Identify the terminal you are on



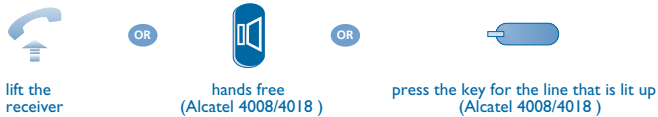
Making a call



To make an external call, dial the outside line access code before dialling your correspondent's number.



Receiving a call



Redialling



Make a call-back request to a busy number



Voice message service


Consulting your voice mailbox

If the key flashes, a new voice message or a new text message has been received.

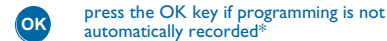


Divert your calls to another number

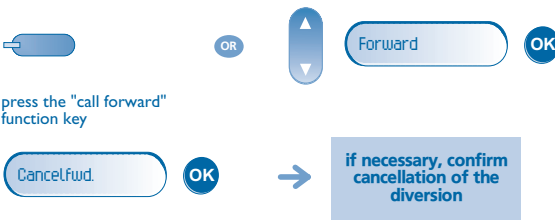
Divert your calls to another number



Diverting calls to your voice mailbox



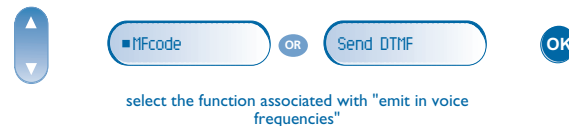
When you return, cancel all diversions



During a conversation

Sending DTMF signals

During a conversation you sometimes have to send DTMF signals, such as with a voice server, an automated attendant or a remotely consulted answering machine. The function is automatically cancelled when you hang up.



Calling a second person during a conversation

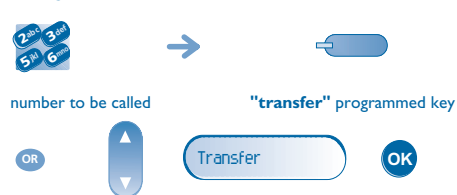
During a conversation, to call a second person.



dial directly the number for your call


Transferring a call

During a conversation, to transfer the call to another number:



Three-way conference

During a conversation, a second call is on hold.



"conference" programmed key

- Cancel conference and return to first correspondent:



Directory

Using call by name*




You enter your contact's name in predictive text mode. In this mode, enter each letter of the name by pressing only once on the key with this letter.

Program the keys in the personal phone book



Make a call using the personal phone book



Guarantee and clauses

This document describes the services available on Alcatel 4008/4018/4019 telephones connected to an Alcatel OmniPCX Office or Alcatel OmniPCX Enterprise system. For more information, please consult the User Manual for your Alcatel 4008/4018 (IP set) or 4019 (digital set). Contact your installer.

Warning: never place your telephone in contact with water. To clean your telephone, you may however use a damp soft cloth. Never use solvents (trichlorethylene, acetone, etc.) which may damage the plastic parts of your telephone. Never spray it with cleaning products.

The ear piece and microphone area of the handset may attract metallic objects that may be dangerous for the ear.

The wording is not contractual and may be subject to change. Some functions of your telephone are controlled by a software key and the configuration of the unit.

EC countries: we, **Alcatel Business Systems**, declare that the Alcatel 4008/4018 and 4019 products comply with the essential demands of Directive 1999/5/CE of the European Parliament and Council.

A copy of the original of this declaration of compliance can be obtained from your installer.

* Depending on your telephone system, contact your installer or consult the appropriate User Manual.

Collection of these products at the end of their product life must be done selectively. Alcatel Business Systems, in keeping with its policy of constant product improvement for the customer, reserves the right to modify product specifications without prior notice. Copyright © Alcatel Business Systems. 2006. All rights reserved.



3GV19008BSAA010627